

Ambience Twin Roller Blind

Product Information

Ambience Twin Roller Blind is the most versatile shading control system for your home or office.

A robust system incorporating two Ambience roller blinds housed together within the one bracket. Both blinds are independently operated by use of either a chain control or motorisation. Ideal solution for day and night use.

Suitable for both Commercial and Residential use.

The system can utilise a combination of any of the Verosol Roller Fabrics – select a blockout fabric for total privacy or a transparent or semi-transparent fabric to provide vision through.

Further Information

To find out more information phone Verosol Customer Care on 1800 721 404 or visit www.verosol.com.au



Technical Information

Product Code	R201.0	
Product Name	Ambience Twin Roller Blind	
Operation	Stainless Steel Chain Operation	
Dimensions	Width	300mm minimum - 3000mm maximum
	Drop	300mm minimum - 3000mm maximum
	Spring Assist	850mm minimum width
	Maximum Area	6m ² without Spring Assist / 8m ² with Spring Assist
Roller Tube	Light	43mm - optimised for fabric weight and width of blind to reduce tube deflection
	Standard	44mm - optimised for fabric weight and width of blind to reduce tube deflection
	Heavy Duty	49mm - optimised for fabric weight and width of blind to reduce tube deflection
Base Rail Options	Flat [11mm x 22mm], Round [22mm], Verosol [17mm x 28mm] or Elliptical [11mm x 22mm]	
	Colours	Paint: White, Black and Barley Anodised: Clear
Control	Mechanism	Direct action, high tensile stainless steel spring which operated in such a way that it only applies the precise braking power necessary to keep the blind in the desired position.
	Idler	Extendable pin idler-end for easy installation. The idler-end extends up to 10mm in increments of 1mm for improved installation.
	Colours	Paint: White, Black, Barley and Silver Grey
	Chain	PVC, Nickel Plated Steel or Stainless Steel
Brackets	Slim BB	Both fabrics are back rolled [controls on same side]
	Slim FB	Top fabric is front rolled and bottom fabric is back rolled [controls on same side]
	Slimline Combo	Top fabric is front rolled and bottom fabric is back rolled [controls on opposite sides]
	Square Combo	Top fabric is front rolled and bottom fabric can be either front or back rolled [controls on same side]
	Colours	White, Black, Barley and Silver Grey

Turn over for motorisation and optional extras

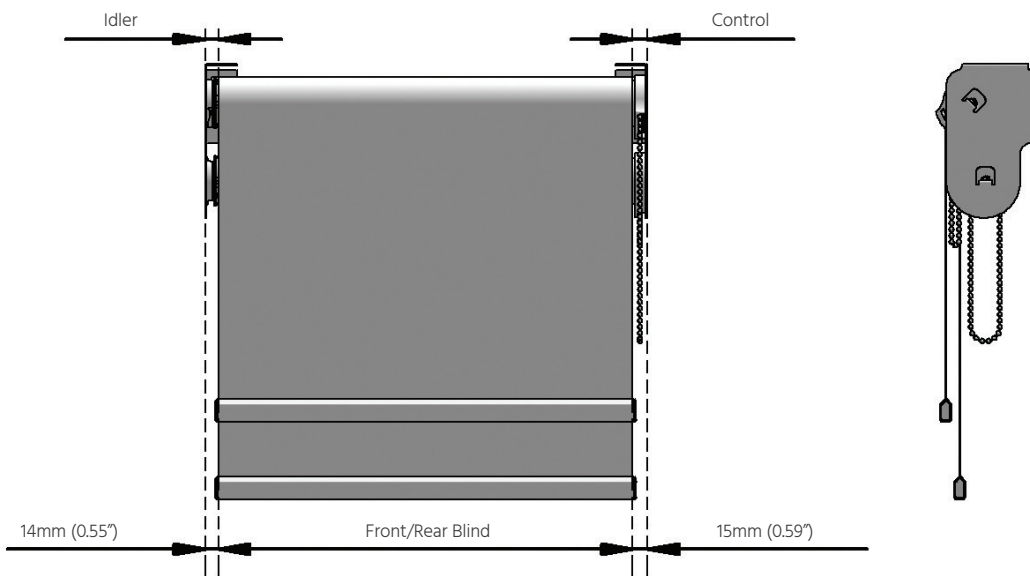
Ambience Twin Roller Blind

Motorisation

Product Code	R2012	R2016
Product Name	Ambience Twin Roller Blind	Ambience Twin Roller Blind
Operation	7V Battery Operated	240V AC Motorised
Dimensions	Width: 600mm minimum - 3000mm maximum	Width: 600mm minimum - 3000mm maximum
	Drop: 300mm minimum - 3000mm maximum	Drop: 300mm minimum - 3000mm maximum
	Maximum Area: 4m ²	Maximum Area: 9m ²
Roller Tube	Light	43mm - optimised for fabric weight and width of blind to reduce tube deflection
	Standard	44mm - optimised for fabric weight and width of blind to reduce tube deflection
	Heavy Duty	49mm - optimised for fabric weight and width of blind to reduce tube deflection

System Diagrams

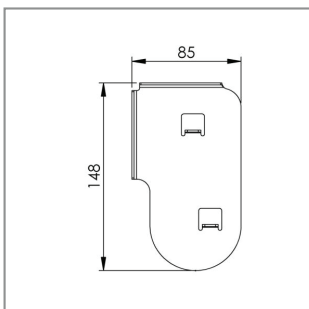
Ambience Twin Roller Blind



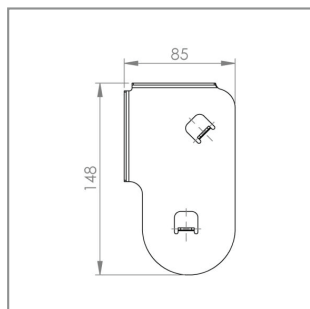
Note: Slimline and Square Combo brackets are symmetrical. Light gaps on both sides are 14mm.

Slim Combo system is illustrated above.

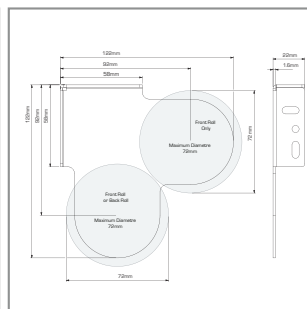
Slim Combo BB



Slim Combo FB



Square Combo Bracket



Slimline Bracket

